












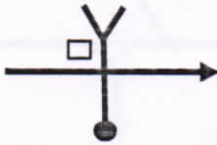










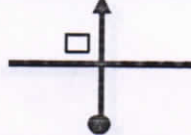








WIAA WOMEN'S CAR RALLY 2023
DUMMY RUN

TULIP NO.	DISTANCE		DIRECTION	INFORMATION
	TOTAL	TULIP to TULIP DIST.		
1	0.00	0.00		PART - 1 ZERO FORM WIAA MAIN GATE. OPP. CHURCHGATE RAILWAY STN.
2	0.08	0.08		
3	0.18	0.10		
4	0.46	0.28		PROCEED STRAIGHT AFTER TURN
5	0.64	0.18		<input type="checkbox"/> PIZZA BY THE BAY
6	0.88	0.24		PROCEED STRAIGHT
7	1.14	0.26		<input type="checkbox"/> AIR INDIA BUILDING PROCEED STRAIGHT AFTER TURN
8	1.73	0.59		PROCEED STRAIGHT AFTER TURN
9	2.02	0.29		
10	2.28	0.26		

WIAA WOMEN'S CAR RALLY 2023
DUMMY RUN

TULIP NO.	DISTANCE		DIRECTION	INFORMATION
	TOTAL	TULIP to TULIP DIST.		
11	2.54	0.26		<input checked="" type="checkbox"/> LION GATE ON RIGHT PROCEED STRAIGHT
12	2.89	0.35		PROCEED STRAIGHT
13	3.14	0.25		PROCEED STRAIGHT
14	3.52	0.38		<input type="checkbox"/> KOTAK MAHINDRA BANK
15	3.70	0.18		
16	3.81	0.11		
17	3.91	0.10		
18	3.97	0.06		
19	4.10	0.13		
20	4.18	0.08		PROCEED STRAIGHT AFTER TURN

WIAA WOMEN'S CAR RALLY 2023
DUMMY RUN

TULIP NO.	DISTANCE		DIRECTION	INFORMATION
	TOTAL	TULIP to TULIP DIST.		
21	4.57	0.39		 B P PUMP ON LEFT
22	4.82	0.25		<input type="checkbox"/> KALPANA RESTAURANT
23	4.91	0.09		PROCEED STRAIGHT
24	5.20	0.29		<input type="checkbox"/> EMPIRE BLDG.
25	5.28	0.08		V T RAILWAY STATION ON RIGHT
26	5.74	0.46		
27	6.07	0.33		ROOPAM ON RIGHT AFTER TURN
28	6.67	0.60		SILK HOUSE ON LEFT AHEAD AFTER TURN.
29	7.00	0.33		<input type="checkbox"/> AFRED REST. & BAR
30	7.20	0.20		PROCEED TOWARDS CHOWPATTY



fmsci
The Federation of Motor Sports Clubs of India



sample

**SPEED CHART
DUMMY DETAILS**

From	To	Distance	Avg. Speed (in Kms)	Time (in minutes)
0	2	2	23	5
2	4	2	30	4
4	7.2	3	22	8

FORMULA DIST. X 60 DEVIDED BY AVG. SPEED = TIME IN MINS